


ΤΑΧΥΚΙΝΗΤΑ / ΑΝΑΛΩΣΙΜΑ ΑΝΤΑΛΛΑΚΤΙΚΑ

Ιούλιος 2016

ΕΞΑΡΤΗΜΑΤΑ

ΓΙΑ ΚΑΙΝΟΥΡΙΟΥΣ ΚΑΙ ΜΕΤΑΧΕΙΡΙΣΜΕΝΟΥΣ ΦΟΡΤΩΤΕΣ ΜΧ

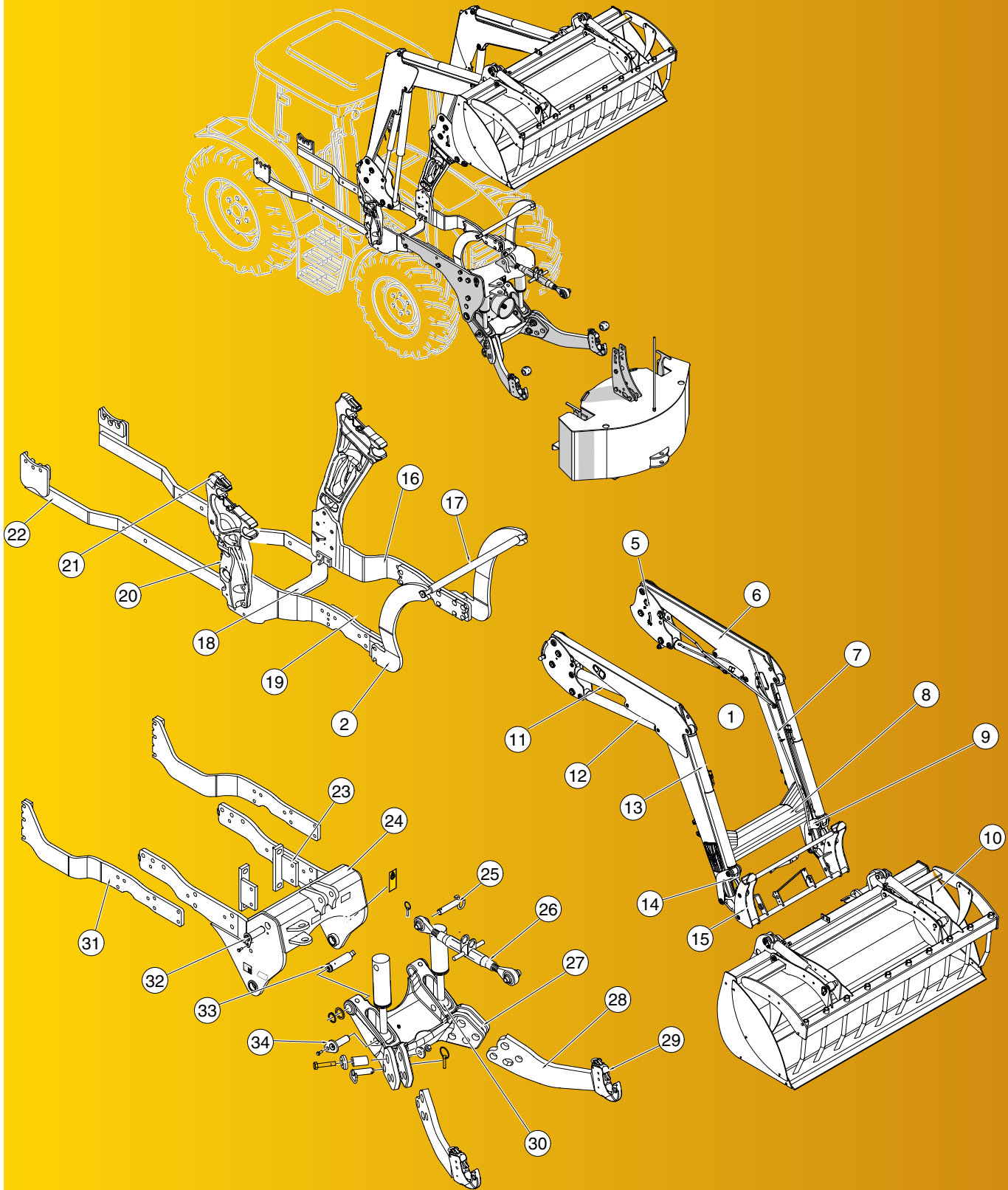
www.m-x.eu



Contents

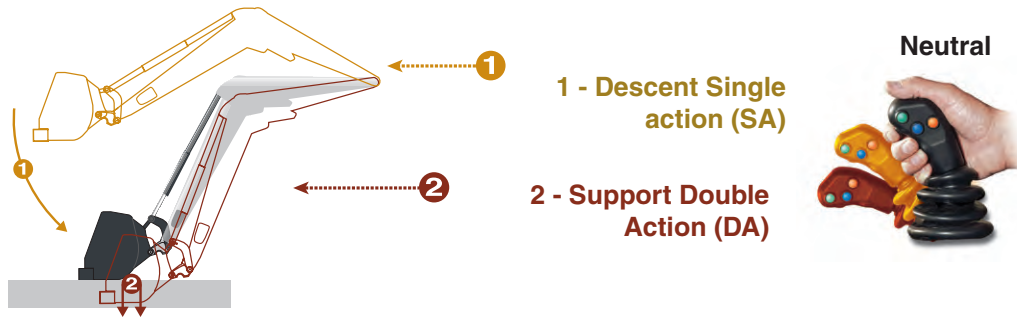
1. GLOSSARY	3
2. MECHANICAL	5
3. HYDRAULICS	10
4. MACH SYSTEM	14
5. CONTROL	18
6. TOOLS	31
7. ELECTRIC	35
8. OPTIONS on MX products in service, for ordering from SPARE PARTS	40
9. OPTIONS on MX products in service, for ordering from SPARE PARTS (References)	52
10. PAINT	60

1. GLOSSARY

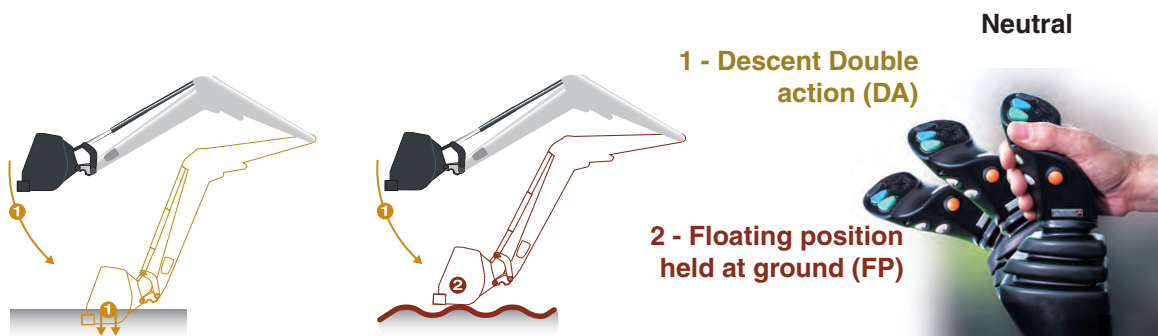


- | | | | |
|--------------------|----------------------------|------------------------|----------------------------------|
| 1 Loader | 11 PCH ram | 20 Bracket brace | 30 Ram bearing neck |
| 2 Front guard | 12 Lifting ram | 21 Bracket head | 31 Linkage chassis |
| 3 Weight | 13 Dumping ram | 22 Rear reinforcement | 32 Ram barrel pin |
| 4 Front linkage | 14 Crowding connecting rod | 23 Front bracket | 33 Pivot point pin linkage frame |
| 5 Loader frames | 15 Implement carrier | 24 Front linkage frame | 34 Ram rod pin |
| 6 Bare boom | 16 Bracket frame | 25 3rd link pin | |
| 7 Indicator rod | 17 Front guard bar | 26 3rd link bar | |
| 8 Loader cross-bar | 18 Central cross bar | 27 Linkage frame | |
| 9 Crank | 19 Bracket chassis | 28 Arm | |
| 10 Implements | | 29 Hook | |

(Former Version)



(New Version)





2. MECHANICAL

Pins, bushes, repair kits

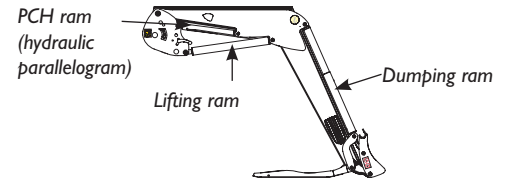
Reference	Name $\varnothing A \times \varnothing B / h$	Illustration
		
304721	Steel wear bush 30 x 38 / 22	
304722	Bimetal wear bush 40 x 44 / 30	
304725	Bimetal wear bush 40 x 44 / 20	
304732	Bimetal wear bush 30 x 34 / 20	
304733	Bimetal wear bush 35 x 39 / 20	
304734	Bimetal wear bush (MX150/ U6, U8, U10, U12/U300) 35 x 39 / 30	
304731	Wear bush 25 x 28 / 20	
524788	Wear bush 40 x 44 / 60 Arcor (T400 series)	

Pins + bushes kit: Complete

Reference	Name	Illustration
328602	MX 40.55 to MX 6000	
328600	MX 60 to MX 120	
519025	MX 60.5 to MX 120.5	
328601	MX 150 and MX 155 MX 150.5 and MX 155.5	
T8 to T15 506714	MX Technic T series before 01/2010	
T8 to T15 519026	MX Technic T series from 01/2010	
518624	MX Utility 09 before 2010	
T408 to T412 527875	MX T400 series	
T414 to T418 527876	MX T400 series	

Reference	Name	Illustration
MX U307 to U312 MX U8 to U12 519690	MX Utility U09 and U300 series	

Pins + bushes kit: Dumping



Reference	Name	Illustration
T8 to T15 506715	MX Technic T series before 01/2010	
T8 to T15 519028	MX Technic T series from 01/2010	
518625	MX Utility 09 before 2010	
T408 to T412 527877	MX T400 series	
T414 to T418 527878	MX T400 series	
MX U8 to U12 MX U307 to U312 519694	MX Utility U09 version 2010 U300 series	

Repair kit, lower arm end-piece (RH + LH)

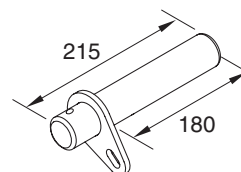
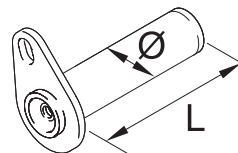
Reference	Name	Illustration
308844	MX 60 to MX 120	
308844	MX 60.5 to MX 120.5	
336995	MX 150 and MX 155 MX 150.5 and MX 155.5	
520366	MX Technic series T before 01/2010 / T400 series /U300 series	
	MX Technic series T from 01/2010 / T400 series /U300 series	
	MX Utility 09	

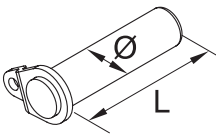
Repair kit, upper arm end-piece (RH + LH)

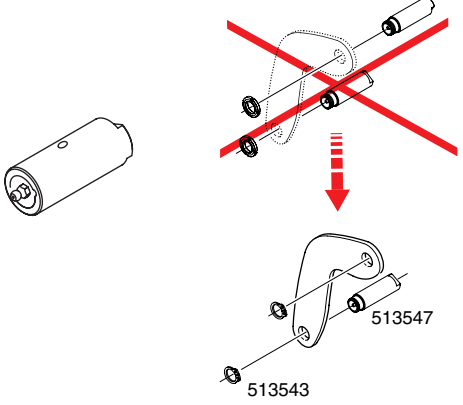
Reference	Name	Illustration
326087	MX 60 to MX 120	
326087	MX 60.5 to MX 120.5	
326088	MX 150 and MX 155 MX 150.5 and MX 155.5	
521532	MX Technic T series before 01/2010	
	MX Technic series T from 01/2010 / T400 series / U300 series	
	/ T400 series / U300 series	

Loader pins (length under head)

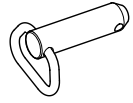
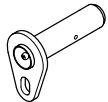
Reference	Name $\varnothing \times L$	Illustration
309650	25 x 82 pin	
309651	25 x 113 pin (replaces 089118 25 x 104 pin MX 255)	
311751	25 x 175 pin	
307316	30 x 85 pin + Grease nipple	
517647	30 x 89 pin + Grease nipple (base-end PCH ram after 01/2010)	
312835	30 x 90 pin for MX 260 hydraulic package	
307317	30 x 108 pin + Grease nipple (pin on P.O. frame MX 97)	
307322	30 x 108 pin + 3 hole Grease nipple	
517651	30 x 115 pin + Grease nipple + Drilled Part	
520826	30 x 117 pin + Grease nipple	
312065	30 x 118 pin Without Grease nipple	
307318	30 x 118 pin + Grease nipple	
307323	30 x 124 pin + Grease nipple	
307319	30 x 135 pin + Grease nipple (replaces 089151/FB8915100)	
307324	30 x 150 pin + Grease nipple + Drilled part (replaces 089181)	
311224	30 x 155 pin + Grease nipple + Drilled Part	
313717	Pin 30 x 182 + Grease nipple + Drilled part (replaces 311754)	
311964	35 x 85 pin + Grease nipple	
517661	35 x 90 pin + Grease nipple	
517666	35 x 99 pin + Grease nipple (lower pin P.O. frame T evolution loaders)	
307320	35 x 100 pin + Grease nipple (lower pin P.O. frame MX 80/100/120)	
333394	35 x 110 pin + Grease nipple (Fitlock II MX .5 frames)	
504856	35 x 116 pin + Grease nipple	
311186	35 x 120 pin + Grease nipple	
517670	Pin 35 x 122 + Grease nipple + groove (Range T)	
307321	35 x 130 pin + Grease nipple (1/2 Fitlock frame MX 80/100/120)	
504860	40 x 134 pin + Grease nipple	
311223	40 x 130/170 pin + Threaded Grease nipple/31122, HM24 P:3 8 nut MX150/T15	
304581		
311327	40 x 175 pin + Grease nipple	
328469	30 x 215 pin	
503042	30 x 112 pin + Grease nipple + Drilled Part	



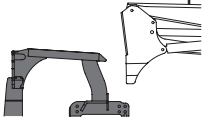
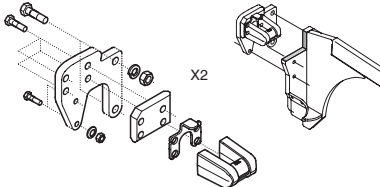
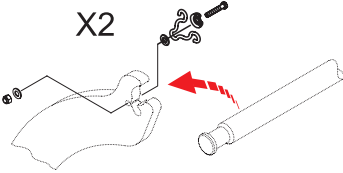



Reference	Name Ø x L	Illustration
517677	35 x 136 pin + Grease nipple	
517683	40 x 141 pin + Grease nipple (additional pin Fitlock II frame after 01/2010)	
517690	40 x 112 pin + Grease nipple (additional pin P.O. frame after January 2010)	

Reference	Name Ø x L	Illustration
503161	30 x 80.5 pin (base-end PCH ram before 01/2010)	
503036	35 x 80.5 pin	
503038	35 x 96.5 pin (upper pin implement holder frame)	
513547	35 x 118 pin + groove (dumping)	
506874	35 x 119 pin	
503048	35 x 129.5 pin (lower pin Fitlock II frame lifting ram rod)	
503050	40 x 106.5 pin (lower pin implement holder frame)	
503052	40 x 129.5 pin (upper pin Fitlock II frame)	
513543	Circlips Thickn. 2 mm reinforced (for grooved pin)	
503597	Nut cover	
505885	Pre-pasted screw	
503333	Washer	

Front linkage pins




Reference	Name Ø x L	Illustration
331101	Locking spindle Ø30 x 82/110	
306525	Locking spindle Ø30 x 100/128 MX P19/R28/ R38/ R53	
517751	Locking spindle Ø35 x 129.5 (cast linkage frame)	
331536	35 x 183 pin + Grease nipple	
312586	40 x 120 pin (linkage frame pin)	
331483	Pin 30 x 180 + Grease nipple	

Miscellaneous kit

Reference	Name	Illustration
329142	AD90 bracket repair kit *	 
504638	Protective bar assembly kit	 
516085	Handles kit for Fitlock II frames (for AD05**)	 

* AD90 (from 1990 to 2005).
** AD05 (since 2005)

Parking stand covers (right-hand = left-hand)

Reference	Name	Illustration
MX T6: 523430 MX T8.T16: 519245 MX U6..U12: 523424 MX U300 - T400: 523424	TECHNIC RANGET06 and T400 series from 01/2010 U09 and U300 series range	
503483	TECHNIC T06 range before 01/2010	
311282	TECHNIC MX60 - I55 range	

3. HYDRAULICS

Ram seals, U09 and U300 series ranges



Reference	Name	Loader type
503382	Seal kit for lifting ram	U303, U304,
518162	Seal kit for lifting ram	U6, U6//, U305, U306,
328593	Seal kit for lifting ram	U8, U10, U10//, U12//, U307, U309, U310, U312
503382	Seal kit for lifting ram	U8//, U308
518152	Seal kit for dumping ram	U6, U6//, U303, U304
518135	Seal kit for dumping ram	U8, U8//, U10, U10//, U12// U307, U308, U309, U310, U312

// = loader with mechanical parallelogram

Ram seals, T06 and T400 series ranges



Reference	Name	Loader type
518162*	Seal kit for lifting ram	T6, T406,
503382	Seal kit for lifting ram	T8, T408,
328593	Seal kit for lifting ram	T10, T410,
503385	Seal kit for lifting ram	T12, T412,
503389	Seal kit for lifting ram	T15 / T16, T417 / T418
503445	Seal kit for dumping ram	T6, T406
503424	Seal kit for dumping ram	T8, T10 T408, T410,
503434	Seal kit for dumping ram	T12, T15 / T16 T412
528940	Seal kit for dumping ram	T417 / T418
328588	Seal kit for PCH ram	T6, T406,
503407	Seal kit for PCH ram	T8, T10, T408, T410
328596	Seal kit for PCH ram	T12, T15 / T16 T412,
528942	Seal kit for PCH ram	T417 / T418

* if interior ram barrel diameter is equal to 55 mm: 503393

Ram seals, TECHNIC ranges



Reference	Name	Loader type
328587	Seal kit for lifting ram	MX 40/MX 40.5, MX FR
328584	Seal kit for lifting ram	MX 60, MX 60.5
328592	Seal kit for lifting ram	MX 80, MX 80.5
328593	Seal kit for lifting ram	MX 100, MX 100.5
328590	Seal kit for lifting ram	MX 120, MX 120.5

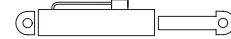
Reference	Name	Loader type
328595*	Seal kit for lifting ram	MX 150 / MX 150.5, MX 155 / MX 155.5
328589	Seal kit for dumping ram	MX 40/MX 40.5, MX FR, MX 60, MX 60.5
328591	Seal kit for dumping ram	MX 80, MX 80.5, MX 100, MX 100.5
328597	Seal kit for dumping ram	MX 120, MX 120.5, MX 150 / MX 150.5, MX 155 / MX 155.5
328588	Seal kit for PCH ram	MX 40/MX 40.5, MX FR, MX 60, MX 60.5
328594	Seal kit for PCH ram	MX 80, MX 80.5, MX 100, MX 100.5
328596	Seal kit for PCH ram	MX 120, MX 120.5, MX 150 / MX 150.5, MX 155 / MX 155.5

* if interior ram barrel diameter is equal to 80 mm: 305349 + 305348

Ram seals, RED ranges



Standard Dumping Ram





Decompression Dumping Ram





Reference	Name	Loader type
305261	Seal kit for single action lifting ram	MX 40.55
305263	Seal kit for single action lifting ram	MX 40.70
305266	Seal kit for single action lifting ram	MX 40.85
305267	Seal kit for single action lifting ram	MX 6000
305321	Seal kit for dual action lifting ram	MX 40.FR
305315	Seal kit for dual action lifting ram	MX 40.55
305324	Seal kit for dual action lifting ram	MX 40.70
305341	Seal kit for dual action lifting ram	MX 40.85
305347	Seal kit for dual action lifting ram	MX 6000
305306	Seal kit for standard dumping ram	MX 40.FR, MX 40.55, MX 40.70
305310	Seal kit for standard dumping ram	MX 40.85, MX 6000
305275	Seal kit for PCH ram	MX 40.FR, MX 40.55, MX 40.70
305279	Seal kit for PCH ram	MX 40.85, MX 6000
305309	Seal kit for left dumping ram (decompression)*	MX 40.FR, MX 40.55, MX 40.70
305313	Seal kit for left dumping ram (decompression)*	MX 40.85, MX 6000

* Only if single action + PCH lifting ram.





Reference	Name	Illustration
516968	Hose protection sheath All loader models Black polyester sheath L: 850 mm	
305633	3rd function hoses MX 60 - 80 - 100 - 120 - 150 - 155 loaders Hose 1/2 - M15 (90°) - ET15 (90° - 70) L: 750 mm	
305632	3rd function hoses MX 60 - 80 - 100 - 120 - 150 - 155 loaders Hose 1/2 - M15 (90°) - ET15 (90° - 46) L: 750 mm	

Bulk head plate





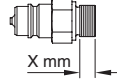

Reference	Name	Illustration
305697	ISO male coupling	
305696	ISO female coupling	
506176 10 blue seals kit, Ø 20.29 mm x 2.62 mm	Blue O-ring seal, female ISO coupling (90 Shore)	

Compact Loader - Green Spaces

Reference	Name	Illustration
305680	Male coupling (3/8) with MX control valve	
305678	Male coupling (3/8) with original control valve	
305679	Female coupling (3/8)	
320171	Seal for female coupling (90 Shore)	

Loader / All loaders implement (ISO)



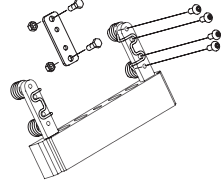


Reference	Name	Illustration
305684***	ISO male coupling (X = 25 mm, Ø 18 mm)	
305697***	ISO male coupling (X = 27 mm, Ø 22 mm)	
305690	ISO female coupling	
506176 10 blue seals kit, Ø 20.29 mm x 2.62 mm	Blue O-ring seal, female ISO coupling (90 Shore)	
305408 x 1 red seal (formerly green)	Red o-ring seal, female NS coupling (90 Shore)	

*** Technic Range = part no.: 305697 – red range = part no.: 305684.

SPEED-LINK



Reference	Name	Illustration
305708	NS male coupling (face plate)	
305709	NS female coupling (face plate)	
305408 x 1 red seal (formerly green)	Red o-ring seal, female NS coupling (90 Shore)	
525215	SPEED-LINK plug reconditioning kit with springs	


4. MACH SYSTEM

Hydraulic couplings

(old range / new range) ISO: gauge point and NS: face plate

MACH 90 (red handle)

MX 40.55 to 6000 Serial N° < 10000



L: 150 mm / W: 100 mm / H: 140 mm

Reference	Name	Illustration
300516	Cover	
305686	ISO male coupling (X=14mm)	
305687	ISO female coupling	
506176 10 blue seals kit, Ø 20.29 mm x 2.62 mm	Blue O-ring seal, female ISO coupling (90 Shore)	
312007	Locking refurbishment kit	

MACH 92 (grey handle)

MX 40.55 at 6000m Serial N° > 10000



L: 165 mm / W: 120 mm / H: 110 mm





Reference	Name	Illustration
300518	Covers	
305688 x 4	ISO male coupling 22x150 (X=44mm)	
305692 x 1	ISO male coupling 18x150 (X=44mm)	
305690 x 4	ISO female coupling 22x150	
305694 x 1	ISO female coupling 18x150	
506176 10 blue seals kit, Ø 20.29 mm x 2.62 mm	Blue O-ring seal, female ISO coupling (90 Shore)	
312020	Locking refurbishment kit	

MACH 2000

MX FR to MX 155 - Ranges T06, U09 - Ranges T400 series, U300 series



Reference	Name	Illustration
528388	MACH housing on loader (NS) (Sealed NS couplings)	
528631	MACH base for control (NS) (Sealed NS couplings) Original tractor	
313693	Cover	
305697*	ISO male coupling (X = 27 mm)	
305688	ISO male coupling (X = 44 mm)	
305686**	ISO male coupling (X = 14 mm)	
305698	ISO female coupling	
524782 527432	NS male coupling (face plate) 5 coupling kit (5 x 524782) (X = 44 mm)	
524765 527430	NS female coupling (face plate) 5 coupling kit (5 x 524765)	
305708 527431	NS female coupling (face plate) 5 coupling kit (5 x 305708)	
506176 10 blue seals kit, Ø 20.29 mm x 2.62 mm	Blue O-ring seal, female ISO coupling (90 Shore)	
305408 x 1 red seal (formerly green)	Red o-ring seal, female NS coupling (90 Shore)	
313695	Coupler Ø 10 mm	
506477	Coupler Ø 16 mm	

522475	Pro/Flex/Tech intermediary plate	
305352	Pro/Flex/Tech under-plate seal	
319943	Tank kit replaces former tank, no longer delivered * All ranges	 

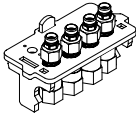
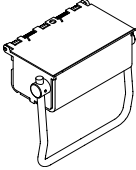
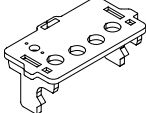
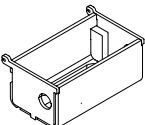
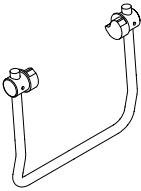

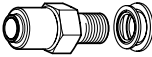
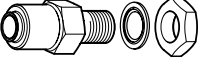
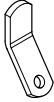
* If the 5 male couplings are the same length, order 5 x part no.: 305697.

** If 4 of the couplings are the same length and the 5th is shorter, order 4 x part no.: 305688 + 1 part no.: 305686.

MACH 2

Reference	Name	Illustration
336039	MACH 2 male plug (NS) (waterproof NS coupling)	
527895	Female MACH 2 unit (NS) (waterproof NS coupling)	
300519	Cover	
305697	Male coupling ISO (X=27mm)	 
305698	ISO female coupling	
305708	Male coupling NS (face plate) (X=27mm)	 
506176	Blue O-ring seal, 10 blue seals kit, Ø 20.29 mm x 2.62 mm	female ISO coupling (90 shores)
305408	Red O-ring seal, x 1 red seal (formerly green)	female NS coupling (90 shores)

MACH COMPACT

Reference	Name	Illustration
540989	Mach compact complete housing (with 3rd function)	
540988	Mach compact complete base (with 3rd function)	
539215	Mach compact bare housing	
539156	Mach compact bare base	
539193	Mach Compact cam assembly	
539191	Cover	
539192	Male coupling kit NS	
539199	Male coupling kit NS	
334226	Mach support	





5. CONTROL

MX 460 - 480 - 600, MX 260 - 280
 MX 20.55 - 20.70, MX 40.55 - 40.70 - 40.85, MX 6000
 MX 40FR



From 1987 to 1994

Monolevers (aluminium socket)







Reference	Name	Illustration
300622	Dual function monolever	
300624	3 function 1 button monolever	
306243	Switch with plate for Cobra monolever	
300612	Total length: 1000 mm	
300609	Total length: 1200 mm	
300608	Total length: 1400 mm	
300610	Total length: 1700 mm	
300611	Total length: 2000 mm	
300613	Total length: 2300 mm	
300626	Fixed coupling ball	
300635	Bellows	
300627	Monolever long coupling ball	
300620	Mechanical trip cable length: 3000 mm (for bucket) MX 260 - MX 280, MX 20.55 - MX 20.70	







MX 460 - 480 - 600, MX 260 - 280
 MX 20.55 - 20.70, MX 40.55 - 40.70 - 40.85, MX 6000
 MX 40FR



From 1994 to 1997

Monolevers (plastic socket)

Reference	Name	Illustration
Part not available Replaced by 326084	3 function 1 button monolever	
Part not available Replaced by 326084	4 function 2 button monolever	
326084	4 function 2 button monolever	
326085	6 function 4 button monolever	
316204	2 button handle	
316203	4 button handle	

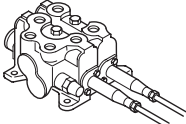




Reference	Name	Illustration
306256	Cap (First generation handle)	
306244	Switch (First generation handle)	
300652	Aluminium yoke	
300655	Fixed coupling ball	
300648	Control unit (includes aluminium yoke + fixed coupling ball)	
300651	Bellows	

cables

319736	Total length: 1100 mm
300680	Total length: 1300 mm
300679	Total length: 1500 mm
300668	Total length: 1800 mm
300669	Total length: 2100 mm
300675	Total length: 2400 mm
300676	Total length: 2800 mm
300677	Total length: 3000 mm
300670	Total length: 3200 mm
300678	Total length: 3400 mm
300671	Total length: 3600 mm
300672	Total length: 3800 mm
300673	Total length: 4000 mm
300674	Total length: 4200 mm



Distribution support









Reference	Name	Illustration
		
SM12/SPI2. Control valve under tractor cab		
300619	Cable / spool linkage kit for aluminium socket monolever (cup with 2 flats - L: 95 mm)	
305811	Internal seal kit SM12 (open centre)	
300681	Cable / spool linkage kit for plastic socket monolever (housing with 6 flats - L: 90 mm)	
305810	Internal seal kit SPI2 (Load Sensing)	

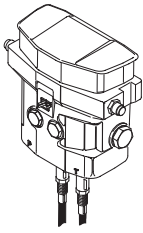




MX 60 - 80 - 100 - 120 - 150
 MX T6 - T8 - T10 - T12 - T15 - T16
 MX U6 - U8 - U10 - U12



From 1997 to 03/2013

PROPILOT - Single Action / Double Action Hydraulics (SA/DA)

Reference	Name	Illustration
326084	4 function 2 button monolever	
326085	6 function 4 button monolever	
316204	2 button handle	
316203	4 button handle	
300652	Aluminium yoke	
300655	Fixed coupling ball	
300648	Control unit (includes aluminium yoke + fixed coupling ball)	
300651	Bellows	

Reference	Name	Illustration
		
300682	Cable / spool linkage kit (2 flaps housing - L: 54 mm)	
327453	Internal seal kit	
329453	Union for external pressure tapping: for front linkage connection (M12)	
305802	Union for external pressure tapping: for additional hydraulic function (M15)	

Cables

319736	Total length: 1100 mm
300680	Total length: 1300 mm
300679	Total length: 1500 mm
300668	Total length: 1800 mm
300669	Total length: 2100 mm
300675	Total length: 2400 mm
300676	Total length: 2800 mm
300677	Total length: 3000 mm
300670	Total length: 3200 mm
300678	Total length: 3400 mm
300671	Total length: 3600 mm
300672	Total length: 3800 mm
300673	Total length: 4000 mm
300674	Total length: 4200 mm






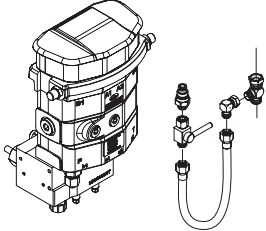
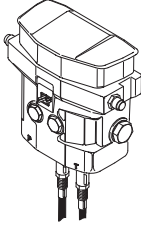



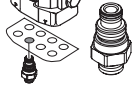
MX T406 - T408 - T410 - T412 - T417 - T418
 MX U303 - U304 - U305 - U306 - U307
 MX U308 - U309 - U310 - U312



From 04/2013

PROPILOT - 2 Double Action + Floating Position Hydraulics (2DA + FP)

Reference	Name	Illustration
524828	Monolever without buttons (no detailed card)	
524829	3 button monolever (no detailed card)	
524830	6 button monolever (no detailed card)	
525147	3 button handle (no detailed card)	
525156	6 button handle (no detailed card)	
300652	Aluminium yoke	
300655	Fixed coupling ball	
300648	Control unit (includes aluminium yoke + fixed coupling ball)	

Reference	Name	Illustration
526075	Bellows	
536404	Replacement kit - 2-button card	
536405	Replacement kit - flexible keypad	
530671	Single action kit on hydraulic control valve - Manual activation	
534798	2nd SHOCK ACCUMULATOR SYSTEM kit *To optimise the low load suspension	
		
300682	Cable / spool linkage kit (2 flaps housing - L: 54 mm)	
327453	Internal seal kit	
329453	Union for external pressure tapping: for front linkage connection (M12)	
305802	Union for external pressure tapping: for additional hydraulic function (M15)	

Cables

319736	Total length: 1100 mm
300680	Total length: 1300 mm
300679	Total length: 1500 mm
300668	Total length: 1800 mm
300669	Total length: 2100 mm
300675	Total length: 2400 mm
300676	Total length: 2800 mm
300677	Total length: 3000 mm
300670	Total length: 3200 mm
300678	Total length: 3400 mm
300671	Total length: 3600 mm
300672	Total length: 3800 mm
300673	Total length: 4000 mm
300674	Total length: 4200 mm

















MX 60 - 80 - 100 - 120 - 150
 MX T6 - T8 - T10 - T12 - T15 - T16
 MX U6 - U8 - U10 - U12






From 2005 to 03/2013

FLEXPILLOT - Single Action / Double Action Hydraulics (SA/DA)

Reference	Name	Illustration
332888	2 button handle	
332887	4 button handle	
332829	Upper bellows	
332918	Lower bellows	
500952	Fixing nut + Olive	
512604	Flexpilot control valve complete seal kit	
534495	Hose repair kit	
501312	Low pressure accumulator (0.16L)	
332838	Flexpilot 4 function, 2 button monolever assembly	

Reference	Name	Illustration
333816	Hose set	
517302	Hose	
524292	Low pressure cylinder head Open Centre (before 04/2013)	
524293	Low pressure cylinder head Load Sensing (before 04/2013)	
526813	Flexipilot monolever seal kit before 04/2013 (steel socket)	

Monolever for Compact Loaders

Reference	Name	Illustration
328967	2 function monolever without button (for EV)	
328968	Handle without button	
525154	Handle without button	




MX T406 - T408 - T410 - T412 - T417 - T418
 MX U303 - U304 - U305 - U306 - U307
 MX U308 - U309 - U310 - U312



From 04/2013




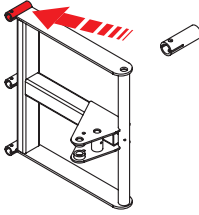
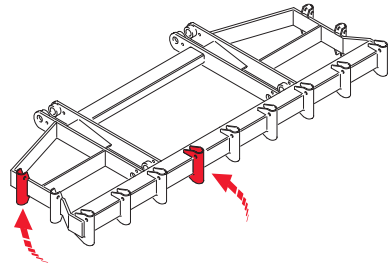
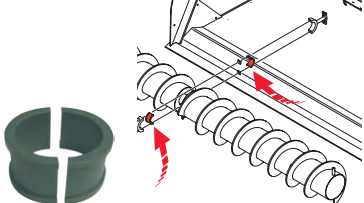
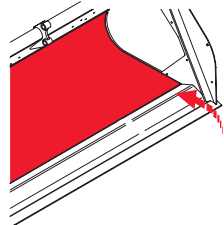
Flexpilot - 2 Double Action + Floating Position Hydraulics (2DA + FP)

Reference	Name	Illustration
525156	6 button handle	
529480	Upper bellows	
526074	Lower bellows	
500952	Fixing nut + Olive	
512604	Flexpilot control valve complete seal kit	
534495	Hose repair kit	
501312	Low pressure accumulator (0.16L)	
333816	Hose set	


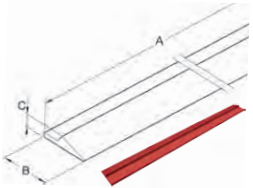

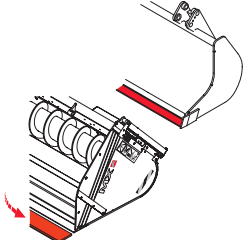
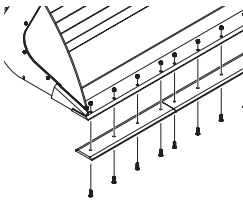
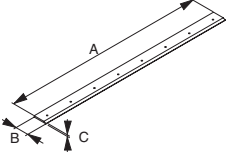
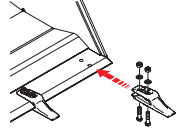
Reference	Name	Illustration
517302	Hose	
536404	Replacement kit - 2-button card	
536405	Replacement kit - flexible keypad	

6. TOOLS

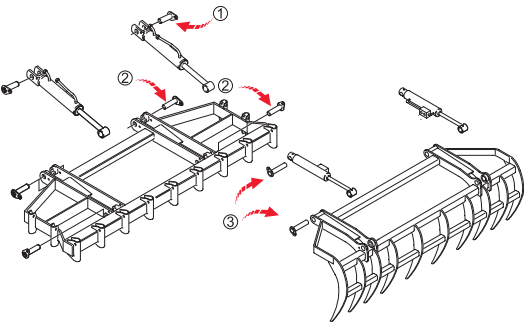
Muck bucket bases, weld-on mountings

Reference	Name	Illustration
313181	Manure bucket base 10 bushings - L: 2 m (cut according to bucket model)	
313464	Bushing to be welded to the manure bucket base Ø 35 mm - L: 168 mm	
313434	Weld-on sleeve for Manubal Ø 40 mm - L: 350 mm	
313474	Weld-on sleeve for Manubal Ø 25.5 mm - L: 100 mm	
313579	Front grab tine support Ø 25 mm	
313580	Side grab tine support Ø 25 mm	
312717	Front grab tine support Ø 28 mm	
312718	Side grab tine support Ø 28 mm	
310584	Wear bush for feeding bucket bearing assembly Ø 90 mm - L: 110 mm	
522621	Feeding bucket base sheet	


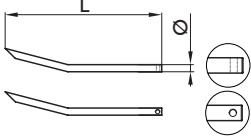





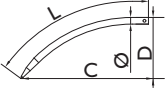
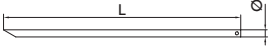
Wear blades

Reference	Name	Specifications	Illustration
310741	Wear blades, I bevel to be welded  for BMS / BMSA BR / BT (cut according to bucket model)	A: 2514 mm B: 150 mm C: 32 mm hardness: 250	
505820	Flat wear counter-blades to be welded  BMS / BMSA BR / BT (cut according to bucket model)	A: 2514 mm B: 150 mm C: 15 mm hardness: 400	
536031	Flat wear counter-blades to be bolted (reversible) BMSA / BCA	L: 766 mm hardness: 400	
535999		L: 816 mm hardness: 400	
539074		L: 933 mm hardness: 400	
528125 A: 1312 mm 528120 A: 1512 mm 528115 A: 1,820 mm 528055 A: 2021 mm 528068 A: 2270 mm 534796 304604	Flat wear counter-blades to be bolted - BT130 - BT150 - BT180 - BT200 - BT215 - Screw FHC M12 x 50 - Lock nut HFR M12	B: 150 mm C: 32 mm hardness: 400	
534775 304097 304604	Tooth for BT to be bolted Fixing screw - Screw H M12 x 50 Lock nut HFR M12		

Grab pins

Reference	Name	Illustration
307316	Pin 1: Ø 30 x L: 85 mm	
307319	Pin 2: Ø 30 x L: 135 mm	
311224	Pin 2: Ø 30 x L: 155 mm	
503195	Pin 3: Ø 30 x L: 170 mm (telescopic)	

Tines

Reference	Specifications	Illustration
300537	Ø 25 L: 440 mm (BMS / GF before 1997)	
300536	Ø 25 L: 560 mm (BMS / GF before 1997)	
300535*	Ø 25 L: 560 mm (BMS / GF before 1997)	
521828	Ø 25 L: 400 mm (BMSC 118)	
525349	Ø 28 L: 440 mm (BMS until 2012)	
525348	Ø 28 L: 560 mm (BMS until 2012)	
504664	Ø 25 L: 436 mm (BMS 130 - 150)	
300540	Ø 28 L: 440 mm (BMS until 2012)	
300539	Ø 28 L: 560 mm (BMS until 2012)	
523098	Ø 29.5 L: 560 mm (BMS from 2012)	
525347	Ø 35 L: 860 mm (BF / BFU / CG / CGU)	
525346	Ø 35 L: 1200 mm (BR15 / L40)	
300526	Ø 35 L: 860 mm (BF / BFU / CG / CGU)	
300530	Ø 35 L: 1200 mm (BR15 / L40)	
300528	Ø 30 L: 760 mm BR20	
300531	Ø 30 L: 1200 mm	
300529	Ø 35 L: 760 mm	
521691	Ø 40 L: 1000 mm (MNB V6000 / V7000 - L6000 / L500)	
300532	Ø 40 L: 1200 mm (L500 / L6000 - V6000 / V7000)	
300533	Ø 40 L: 1400 mm	
300541	Ø 30 L: 660 mm BD / BMSA / CGA	
300538	Ø 25 L: 560 mm	
524810	Ø 40 L: 1400 mm (MNB L500)	
300542	Ø 45 L: 1000 mm (BFA 230 - 250)	
514733	Ø 25 L: 440 mm C = 386 mm D = 125 mm Manubal V40...V6000, W500	
300546	Ø 25 L: 550 mm C: 480, D: 230 Manubal 130...660	
300547	Ø 25 L: 550 mm C: 370, D: 320 Feeding bucket fixed grab	
311407	Ø 25 L: 400 mm Compact manure fork	
519647	Ø 25 L: 500 mm Muck bucket	

* Corner tine

Ram seal kits - implements

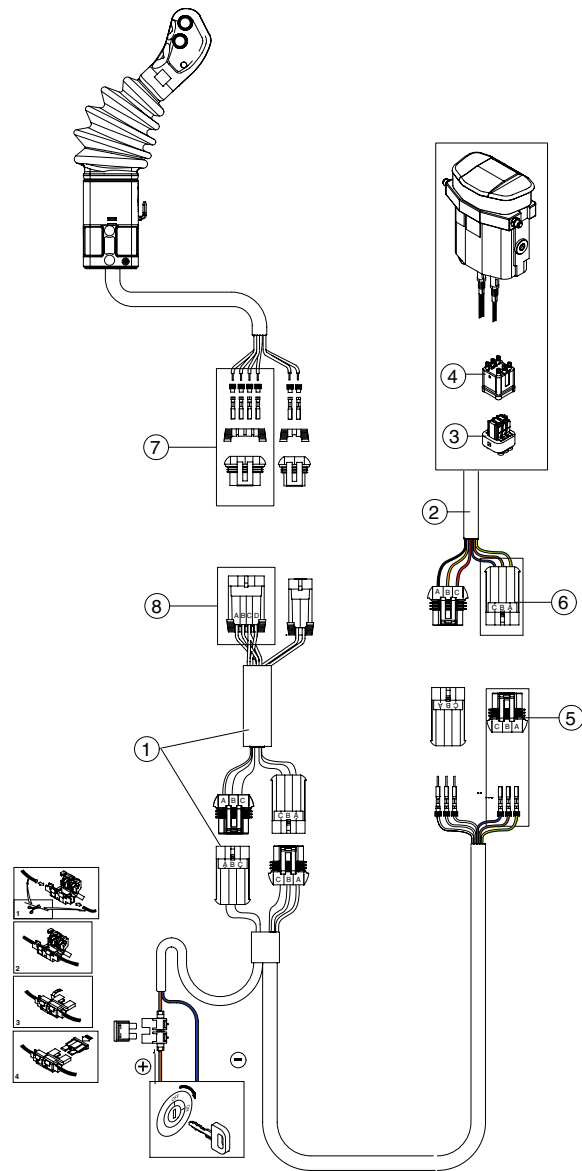
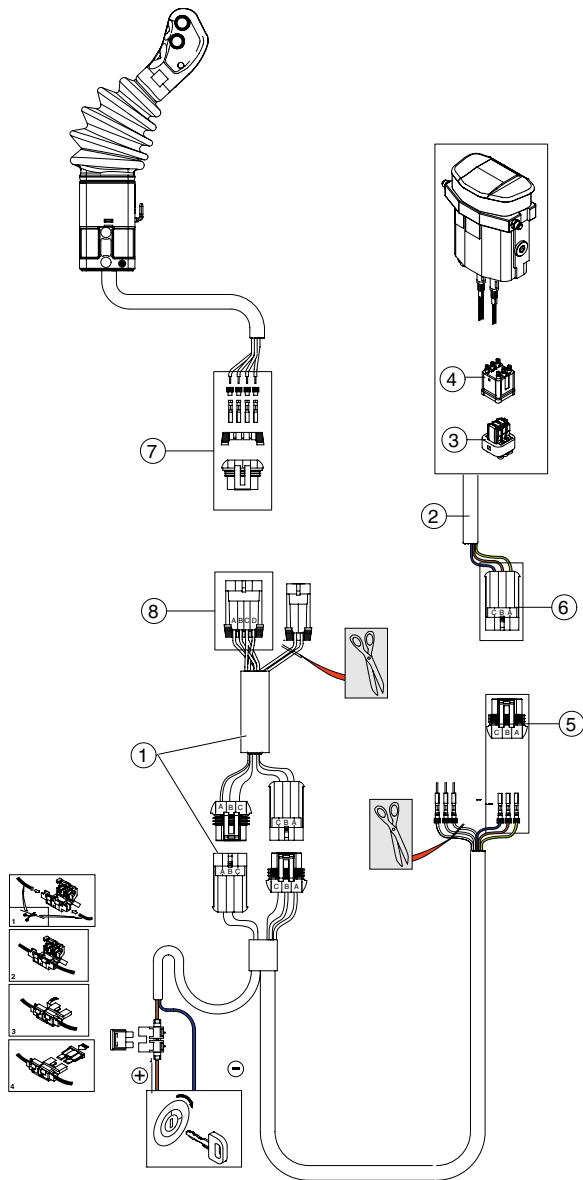
Reference	Name		Ø Rod x Ø Piston x Ø Barrel	Illustration
Seal kit	ram			
305307	304996	Ram Ø35 x 63 / 200 clevis type	35 x 63 x 71	
525393	523038	Ram Ø35 x 63 / 200 clevis type only BMS after 2012	35 x 63 x 71	
305311	replaced by 304996	Ram Ø35 x 70 / 200 clevis type	35 x 70 x 80	
305289	304942	Ram Ø30 x 60 / 200	30 x 60 x 70	
305301	304954	Ram Ø35 x 60 / 250	35 x 60 x 70	
305306	304990	Ram Ø35 x 63 / 300	35 x 63 x 73	

7. ELECTRIC

Until 03/2013

3-4 functions

5-6 functions



1. Tractor wiring harness 306273

2. Control valve wiring harness 306274

3. Male connector 306316

4. Female connector 306331

5. Male connector, 3-way 306320

6. Female connector, 3-way 306319

7. Male connector, 4-way 306322

8. Female connector, 4-way 306321

1. Tractor wiring harness 306273

2. Control valve wiring harness 306275

3. Male connector 306316

4. Female connector 306331

5. Male connector, 3-way 306320

6. Female connector, 3-way 306319

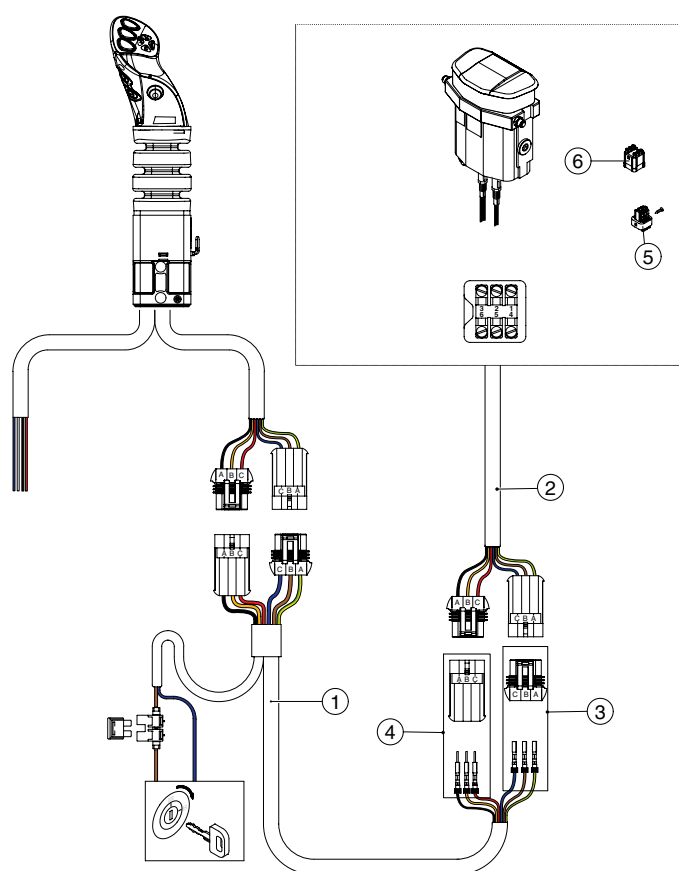
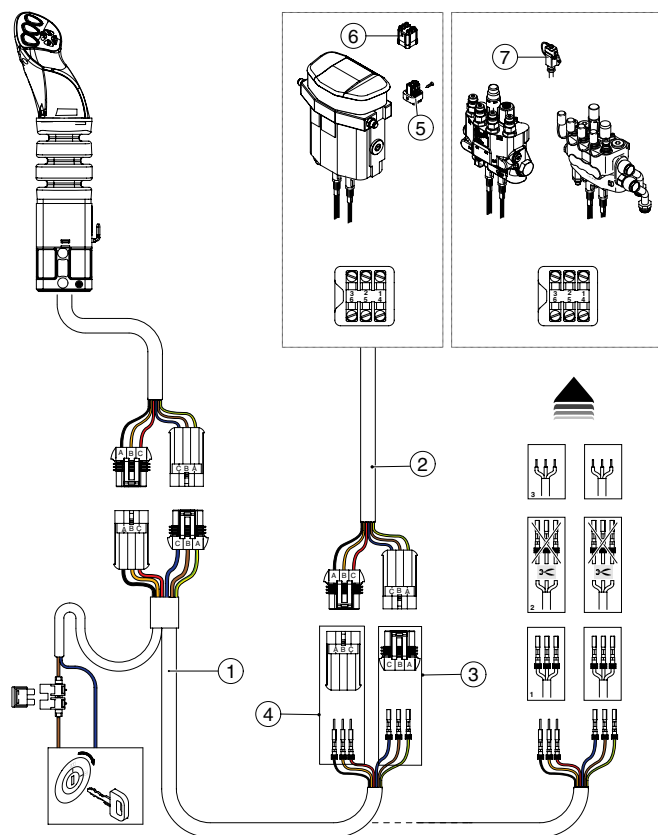
7. Male connector, 4-way 306322

8. Female connector, 4-way 306321

from 04/2013

4 functions







6 functions



1. Tractor wiring harness	525488
2. Control valve wiring harness	306275
3. Male connector, 3-way	306320
4. Female connector, 3-way	306319
5. Male electrical connector	306316
6. Female electrical connector	306331
7. Male electrical connector	306342

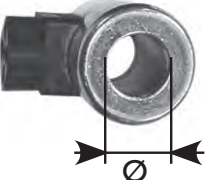



1. Tractor wiring harness	525488
2. Control valve wiring harness	306275
3. Male connector, 3-way	306320
4. Female connector, 3-way	306319
5. Male electrical connector	306316
6. Female electrical connector	306331
7. Male electrical connector	306342


3rd function solenoid valve

Reference	Specifications	Illustration
305725	MX 200 / 400	
305789	MX 4085 / 6000* MX 4085M / 6000M	
or		
305775 + 334043		
		pressure limiter unit Standalone solenoid valve unit
305789	MX 60 to 155	
or		
305775 + 334043		
		pressure limiter unit Standalone solenoid valve unit
503215	MX T06 / T400	





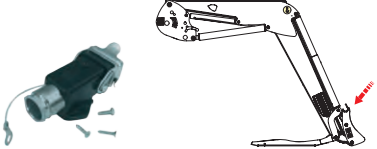



* If solenoid valve with unitary feed limiter block

Solenoids







Reference	Specifications	Illustration
		
306371	Ø 19 mm	
306372 replaced by 326629	Ø 22 mm	
326629	Ø 23 mm	

Reference	Specifications	Illustration
506768	Ø 25.6 mm	
306373	Ø 31 mm	

Connectors - Solenoid valve plug - Switch

Reference	Name	Illustration
306316	Male connector	
306331	Female connector	
312793	Male connector, Mach 90/92	
312794	Female connector, Mach 90/92	
306342	Implement male plug	
306341	Implement female plug	
306238	Solenoid valve plug	
306241	Complete switch - 3 function elect. kit (push button)	


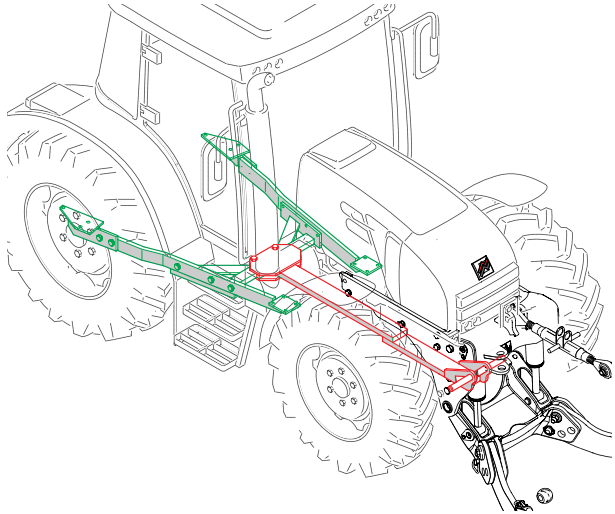

Rear hitching

Reference	Name	Illustration
306767	Weld-on bolt	<p>Ø 46 mm</p> 
310964	Locking kit for standard bolt	
309815	Hitching unlocking: Cable + handle	
307166	Hitching unlocking: Adjustable cable	
307168	Hitching unlocking: Cable L: 1620 mm	
307169	Hitching unlocking: Cable L: 2270 mm	


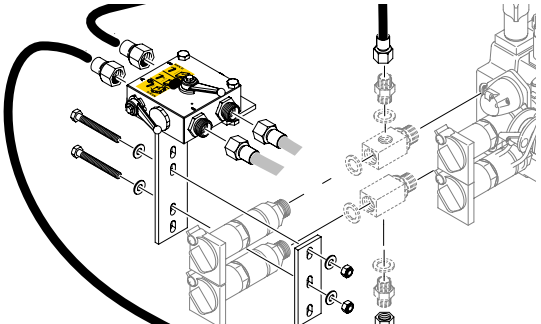
8. OPTIONS on MX products in service, for ordering from SPARE PARTS

LINKAGE ACCESSORIES



Push bar and Rear linkages

<p>Additional support at the clutch housing to the rear axle tubes.</p> <p>(Available following recommendation of MX T82 commercial pricing)</p>	<p></p> <p>(please ask to configure your order)</p>	
<p>Linkage base supports to the clutch housing.</p> <p>(Available following recommendation of MX T82 commercial pricing)</p>	<p></p> <p>(please ask to configure your order)</p>	

Triple function selector kit

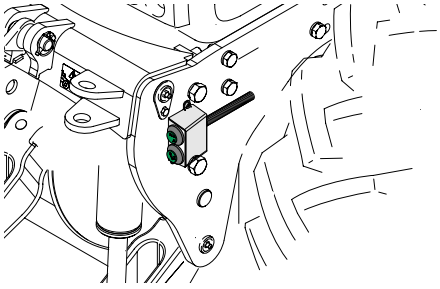
<p>The triple function selector enables the MX Front Linkage operating mode to be selected, based on the work to be done.</p> <ul style="list-style-type: none"> Function 1 - "Double action" Function 2 - "Single action" Function 3 - "Locking" <p>Attached to a universal support adaptable to all tractor models, the triple function selector is easily fitted to the rear of the tractor.</p>	<p></p> <p>(please ask to configure your order)</p>	
--	--	---

Front power take-off


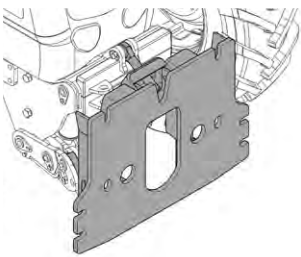
<p>For tractors from 70 to 200 hp. Clockwise rotation seen from cab. Only compatible with MX front linkages. Please consult us for assembly feasibility.</p> <p>(Specify the serial number for the front linkage for any order)</p>	<p></p> <p>(please ask to configure your order)</p>	
---	--	--

LINKAGE ACCESSORIES


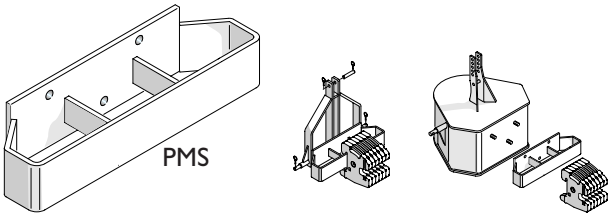

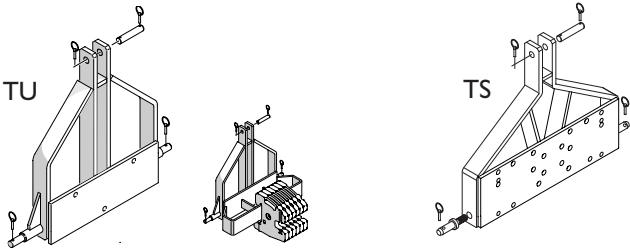
MX front linkage external control

<p>The external control of the MX Front Linkage enables the raising and lowering of the arms to be controlled at the linkage foot.</p> <p>Techpilot version (MX loader/MX linkage common control valve).</p> <p>Version with original tractor electro-hydraulic control valve (If tractor prefitted (Available following recommendation I42 MX T82 commercial pricing)).</p>	 <p>(please ask to configure your order)</p>	
--	---	--

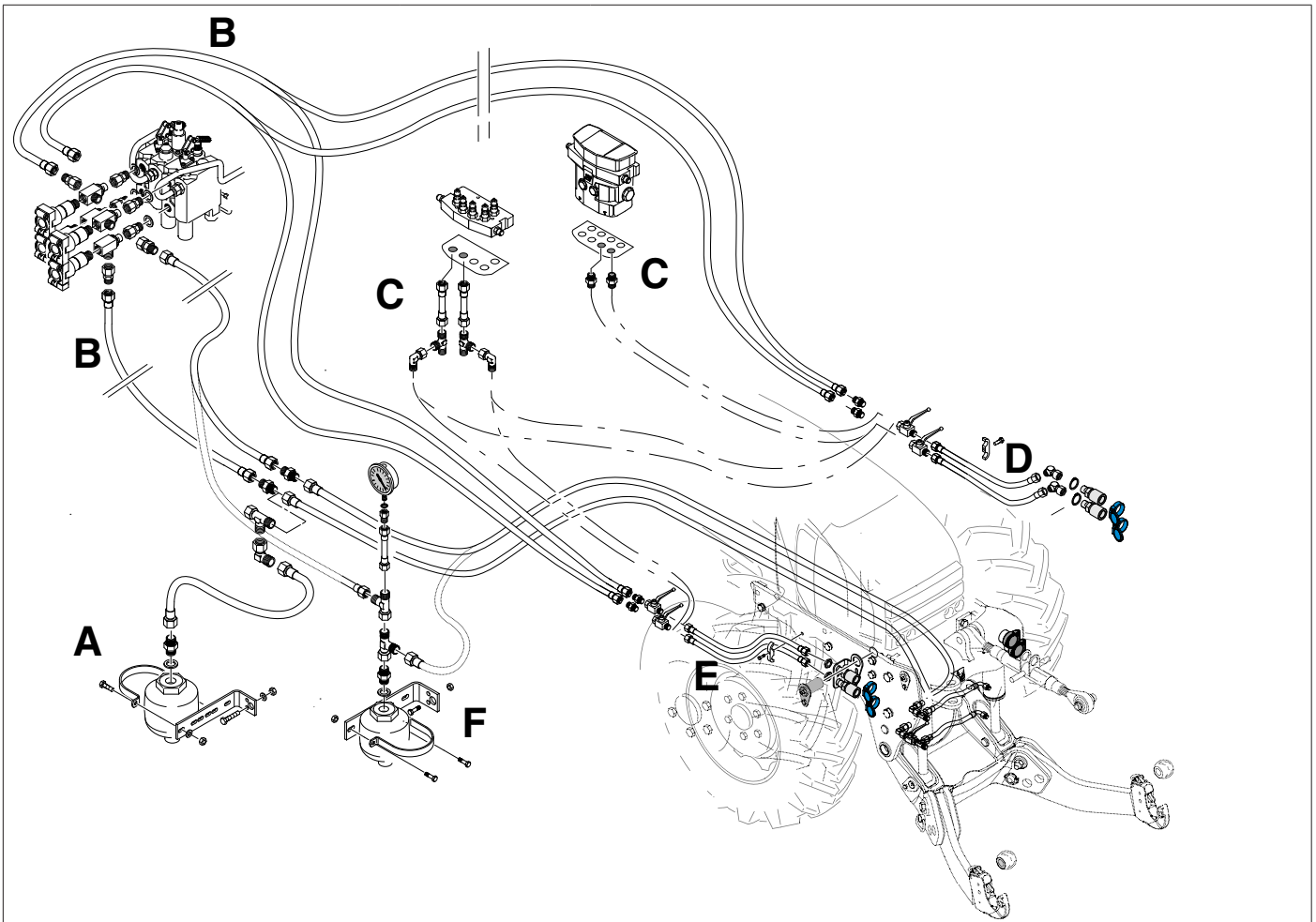
Front plate

<p>("SETRA" hitching, standard EN 15432-1 2011)</p>	 <p>(please ask to configure your order)</p>	
---	---	---


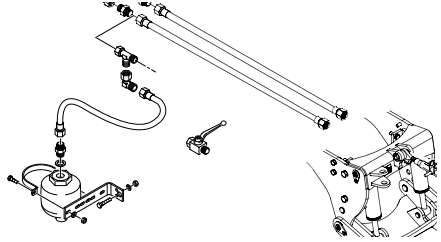

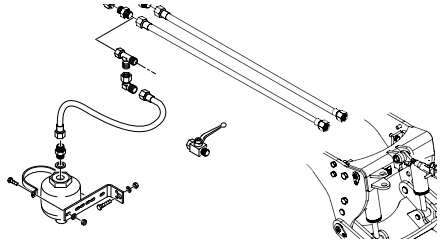
Weight carrier and weight carrier triangle

<p>MX weight carrier. 2 types</p> <ul style="list-style-type: none"> • PMJ: - weight carrier for Jerrican Standard weights • PMS: - weight carrier for specific tractor weights 	 <p>(please ask to configure your order)</p>	
<ul style="list-style-type: none"> • TU: Universal weight carrier triangle 1000 kg takes either: <ul style="list-style-type: none"> - Jerrican weight carrier (PMJ) - specific weight carrier (PMS) • TS: Specific weight carrier triangle, takes the original tractor weight carrier 	 <p>(please ask to configure your order)</p>	


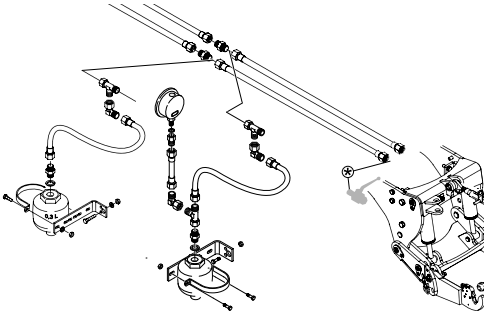

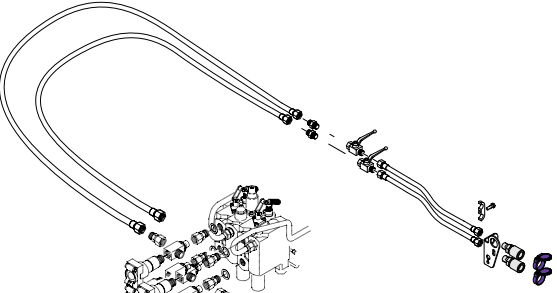

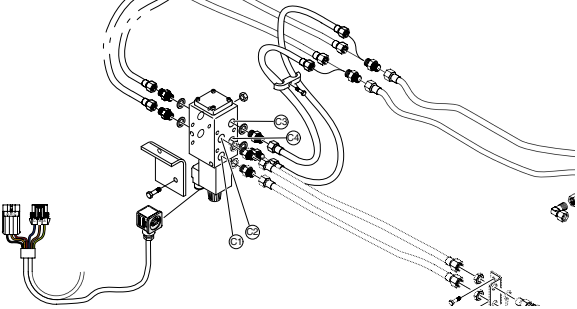
LINKAGE ACCESSORIES




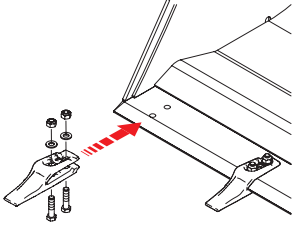
- A** Shock Eliminator Kit **B** DE on original control valve kit **C** Auxiliary DE line on MX control valve connection kit
- D** Auxiliary DE line **E** 2nd auxiliary DE line **F** Shock Eliminator kit + pressure gauge


<p>SHOCK Eliminator on raising system (MX R12). (Specify the serial number for any order)</p>	 (please ask to configure your order)	
<p>- SHOCK Eliminator on raising system (MX R10, MX R16, MX R20, MX R28, MX R38, MX R53). (Specify the serial number for any order)</p>	 (please ask to configure your order)	


LINKAGE ACCESSORIES

<p>- SHOCK Eliminator and pressure gauge on lowering system (MX R20, MX R28, MX R38, MX R53). Only if linkage is fitted with a SHOCK Eliminator for raising. (Specify the serial number for any order)</p>	<p> (please ask to configure your order)</p>	
<p>Auxiliary DE hydraulic line (complete). - At the front of the linkage for powering an implement or a 3rd hydraulic point bar</p>	<p> (please ask to configure your order)</p>	
<p>Solenoid valve kit + auxiliary hydraulic line - For additional hydraulic function at the front.</p>	<p> (please ask to configure your order)</p>	

BUCKET ACCESSORIES

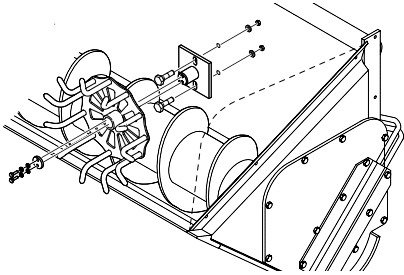
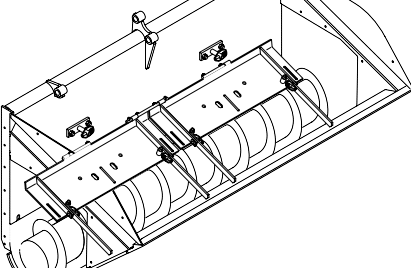


<p>Counter wearblade with fasteners (hardness 400HB)</p>	<p>BT130: BT150: BT180: BT200: BT225: (reference: see page 55)</p>	
<p>Bolted teeth</p>	<p>BT130: (quantity 5) BT150: (quantity 6) BT180: (quantity 7) BT200: (quantity 7) BT225: (quantity 8) (reference: see page 55)</p>	

<p>Male MACH 2 plug (NS) (Sealed NS couplings)</p>	<p>(reference: see page 52)</p>	
<p>Female MACH 2 unit (NS) (Sealed NS couplings)</p>	<p>(reference: see page 52)</p>	


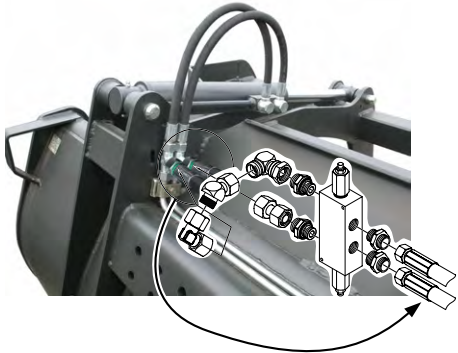



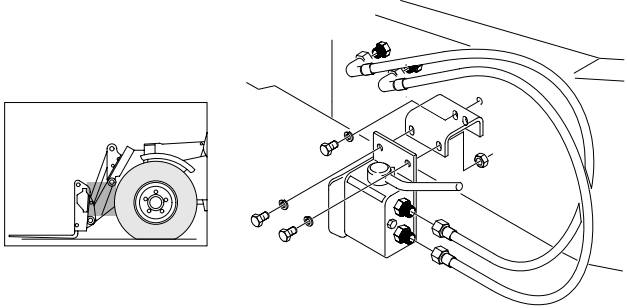

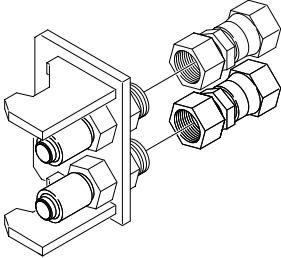
<p>Side cover plates kit for multipurpose bucket ⚠ before and after 2013</p>	<p>(reference: see page 56)</p>	
--	-------------------------------------	--

BUCKET ACCESSORIES

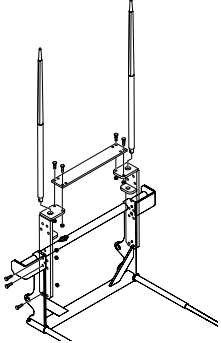
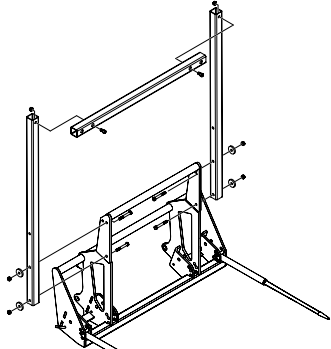
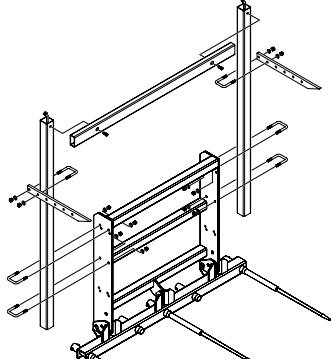
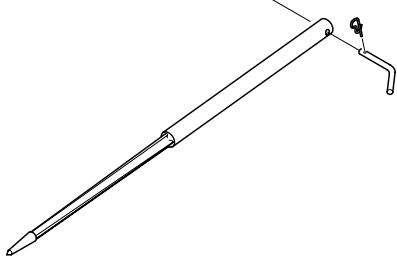
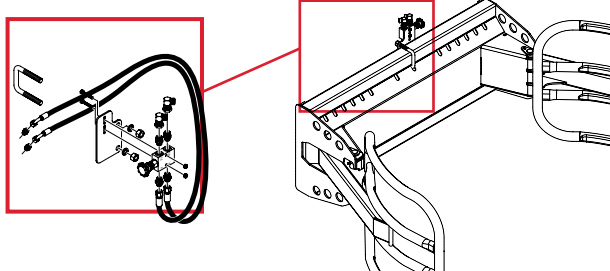
- Silage bucket (BD)

<p>Agitators</p>	<p>BD1202: BD1402: BD2002: BD2402: BD3102:</p> <p>(reference: see page 57)</p>	
<p>Mobile deflectors not compatible with agitator</p>	<p>BD1202: BD1402: BD2002: BD2402: BD3102:</p> <p>(reference: see page 57)</p>	
<p>Rotary root cutter left / right</p> <p>On feeding bucket single door only.</p> <p>(13 blades) (20 blades) (13 blades) (20 blades) (13 blades) (20 blades) (13 blades) (20 blades) (13 blades) (20 blades)</p>	<p>BD1202: BD1402: BD2002: BD2402: BD3102:</p> <p>(reference: see page 57)</p>	 <p>Left</p> <p>Right</p> <p>13 blades for beetroot 20 blades for potatoes</p>
<p>Additional rotary knife</p> <p>(13 blades) (20 blades)</p> <p>Only for single door</p>	<p>(reference: see page 57)</p>	 <p>13 blades for beetroot 20 blades for potatoes</p>

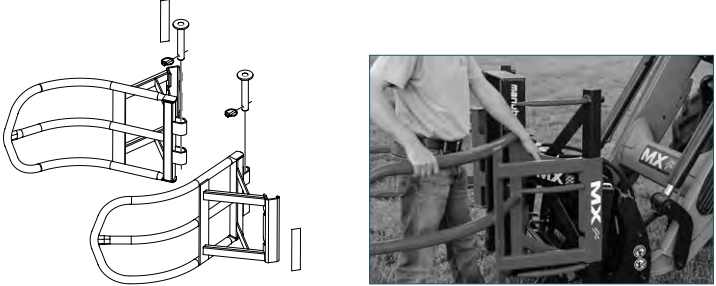
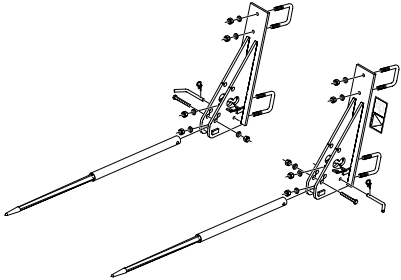
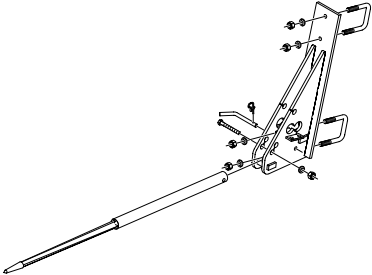
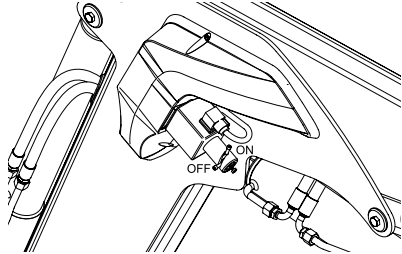

BUCKET ACCESSORIES

<p>Counterbalance valve for BMSA <i>only before April 2015</i></p>	<p> (please ask to configure your order)</p>	
<p>Pressure limiter kit for BMSA <i>only before April 2015</i></p>	<p> (please ask to configure your order)</p>	
<p>Standalone unit with attachment adapted to the telescopic handler (waterproof NS coupling)</p>	<p> (please ask to configure your order)</p>	
<p>Telescopic handler implement holder (waterproof NS coupling)</p>	<p> (please ask to configure your order)</p>	

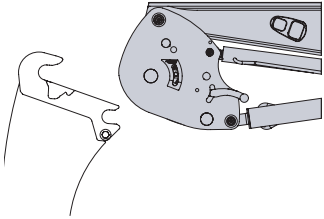
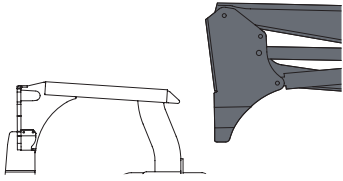

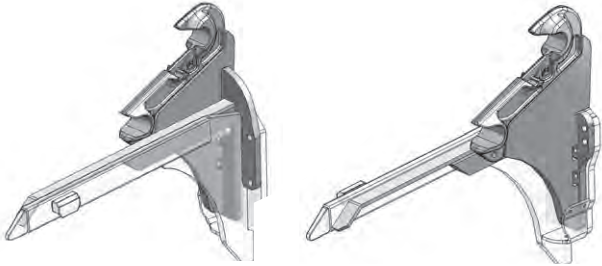



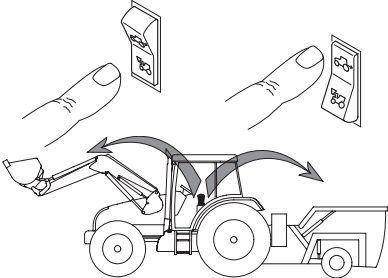


MANUBAL ACCESSORIES



<p>Pik-Up for L40 and L500 (MA or Euro) For L40 and L500 delivered since 01/01/2016</p>	<p>(reference: see page 56)</p>	
<p>Safety height extension for L500 (Height with height extension 2080mm)</p>	<p>(reference: see page 56)</p>	
<p>Removable, height-adjustable height extension (from 2350 to 2750 mm) for L6000.</p>	<p>(reference: see page 56)</p>	
<p>Kit additional tine for L500 / L6000 / V6000 / V7000</p>	<p>(reference: see page 56)</p>	
<p>POWER CONTROL SYSTEM® (C40) To manage the tightening force based on bale weight, density and size.</p>	<p>(reference: see page 56)</p>	

MANUBAL ACCESSORIES

<p>Wrapped bale grab kit (V40, V50, V60, V500, W500) Enables the handling of wrapped bales Ø 1.10 to Ø 1.60 m and 800 kg Maximum.</p>	<p>(reference: see page 56)</p>	
<p>2 lower tine kit (V40, V50, V500, W500) Picking up round and rectangular bales in the field.</p>	<p>(reference: see page 56)</p>	
<p>1 additional lower tine kit (Ø 40 x 1000 mm usable) for V500</p>	<p>(reference: see page 56)</p>	
<p>Dumping restrictor for MX loader. Current range (T400 / T06) Former range (up to MX100) (compulsory for bale handling device (high-lift type V60/Manubal 660).</p>	<p>(reference: see page 52)</p>	
<p>Male MACH 2 plug (NS) (Sealed NS couplings)</p>	<p>(reference: see page 52)</p>	

TRACTOR REPLACEMENT EQUIPMENT

<p>FITLOCK 2+</p>  <p>AD05 with T400 or U300 series loader</p>		<p>FITLOCK 1</p>  <p>AD90 with Ts or Us loader (please ask for details)</p>
<p>Conversion kit AD 90 to AD 05 kit</p> <p>Please state if the AD90 has no frame.</p> <p>State brand, range, version and model with the order.</p>	 <p>(please ask to configure your order)</p>	 <p>For loaders MX 40.5, 60.5, 80.5, 100.5, 120.5, 150.5 MX T6, T8, T10, T12, T15, T406, T408, T410, T412, T414, T417 MX 155.5 MX U303, U304, U305, U306, U307, U308, U309, U310, U312</p>
<p>Conversion kit FITLOCK 2+ frame kit</p> <p> If tractor with front linkage, please consult us</p>	<p>(reference: see page 53-55)</p>	 <p>Fitlock 2+ Fitlock 1</p> <p>For loaders MX 40, 60, 80, 100, 120, 150, 155, T6s, T8s, T10s, T12s, T15s, T406s, T408s, T410s, T412s, T417s MX 20 55, 20 70, 40 55, 40 70, 40 85, 6000 MX U305s, U306s, U307s, U308s, U309, U310s, U312s</p>
<p>Tractor rear loader/coupling control selector</p>	 <p>(please ask to configure your order)</p>	 <p>Using the same original electric control monolever, your customer can control their MX loader or its rear couplings by pushing the cab button. (kit for you to adapt - connection to the original tractor control valve not included)</p>
<p>SHOCK Eliminator</p> <p>Electrical isolation</p>	 <p>(please ask to configure your order)</p>	

<p>MACH System: (Sealed NS couplings)</p> <p>MACH housing on the loader in use.</p>	<p>(reference: see page 52-54)</p>	
<p>MACH System: (Sealed NS couplings)</p> <p>MACH base for control on the tractor in use. (original tractor)</p>	<p>(reference: see page 52-54)</p>	

Wiring loom and handle based on PROPILOT and FLEXPILLOT tractor control in use - see pages 35 and 36.
Please ask for all other orders

LOADER REPLACEMENT EQUIPMENT



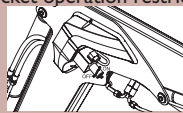
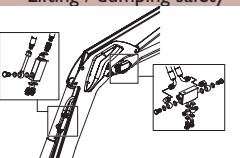
<p>Mixed implement carrier frames</p> <p>Current range (T400 / T06)</p> <p>Former range (up to MX100)</p> <p>MX / Euro implement carrier*</p>	<p>(reference: see page 53-54)</p>	
<p>Mixed implement carrier frames</p> <p>Current range (T400 / T06)</p> <p>MX / Fauchaux Blanc* implement carrier</p>	<p>(reference: see page 53-54)</p>	
<p>Dumping restrictor for MX loader</p> <p>(compulsory for bale handling device (high-lift type V60/Manubal 660).</p>	<p>(reference: see page 52)</p>	
<p>Lifting / dumping safety</p> <p>Except T400 and U300 series ranges</p>	<p>(reference: see page 52-55)</p>	

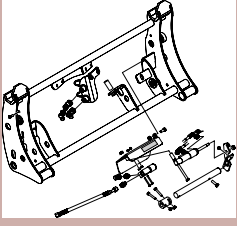
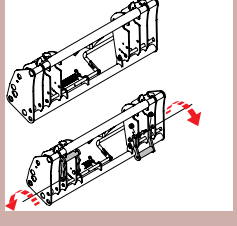
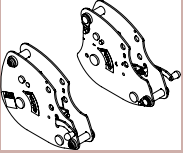
9. OPTIONS on MX products in service, for ordering from SPARE PARTS (References)

Technic loaders



Check the type of couplings on the equipment in service (see page 59).

		Technic loaders (MX 40 > 150) Technic loaders.5		Technic series loaders T06 (T6 > T15) (T6/T8/T10/T12/T15)		Technic T400 series loaders (T406 > 418) (T406 /408/410/412/414/417/418)	
MACH 2000 (NS) 	Housing (loader side)	528388		528388		528388	
	Base (tractor side)	528631		528631		528631	
MACH 2 (NS) 	Casing (loader side)	527895		527895		527895	
	Plug (implement side)	336039		336039		336039	
3rd FUNCTION		313963*		MX T6	507196*	MX T406	507196
				MX T8	507197*	MX T408	507197
				MX T10	507198*	MX T410	507198
				MX T12	507199*	MX T412	507199
				MX T15	507200*	MX T414 / 417	507200
				MX T16	507201*	MX T418	507201
4th FUNCTION (MA or EURO) on loader		MX40	310734*	MA OR EURO	504477*	MA or EURO	527902
		MX60	510181*				
		MX80	313815*				
		MX100	313816*				
		MX120	313817*	Mixed MA / EURO	508089*	Mixed MA / EURO	528333
		MX150 /155	311147*	Mixed MA / Fauchoux Blanc	513738*	Mixed MA / Fauchoux Blanc	528335
Wiring loom if 4th function on implements		311858		505255		505255	
Bucket operation restrictor 		513399		505350		505350	
Lifting / dumping safety 		loader type		505077		—	
		MX40	513402**				
		MX60	320100**				
		MX80 /100/120/150	513403**				

		Technic loaders (MX 40 > 150) Technic loaders,5			Technic series loaders T06 (T6 > T15) (T6/T8/T10/T12/T15)			Technic T400 Series loaders (T406 > 418) (T406 /408/410/412/414/417/418)		
Fast Lock (hydraulic locking) 3fct 	IMPLEMENT CARRIER MA	—			507311			527899		
	IMPLEMENT CARRIER EURO	—			507562			527900		
Implement carrier 	Implement Carrier MA	MX 40 ==> 120	500887		MX T6==> T15	507302		MX T406==> T414	527741	
		MX 150/155	500888		MX T16	507303		MX T417==> T418	527742	
	Implement Carrier EURO	MX 40 ==> 120	312096		MX T6 ==> T15	507315		MX T406==> T414	527743	
		MX 150/155	311256		MX T16	513761		MX T417==> T418	527744	
	Implement carrier mixed MX - EURO	500891			507332			507332		
Implement carrier mixed MX - FAUCHEUX Blanc	—			507359			507359			
PCH		please ask for details			please ask for details			please ask for details		
ACS		—			504222			528341		
SCS		—			509220			—		
Fitlock 2+ frame (pair) 	loader type	MX40	501607		MX T6	527041		MX T406	527041	
		MX60	519463		MX T8/T10 / T12	527043		Mx T408/410 / 412	527043	
		MX80 /100 / 120	534046		MX T15/T16	527045		MX T414 / 417 / 418	527045	
		MX150 / 155	519461							

* See tractor side control

If 1 button handle before 2003, order conversion kit ref 311859 ==>



If 2 button handle after 2003, order original disposition ref 309669 ==>

**Provide control valve change in 2 DA (double acting)

Utility Loaders Compact Loaders



Check the type of couplings on the equipment in service (see page 59).

		Utility Loaders U09 (U6>U12) U6/U8/U10/U12		Utility U300 Series loaders (U304>U312)		Compact Loaders (MX 20c 25C 30C) (MX 20C+ 25C+ 30C+) (C1/C2/C3/C3+/C3U)		
 MACH 2000 (NS) Housing (loader side)		528388		528388		Housing compact	540989	
	Base (tractor side)	528631		528631		compact base	540988	
 MACH 2 (NS) Case (loader side)		527895		527895		528332		
	Plug (implement side)	336039		336039		528329		
3rd FUNCTION		517556*		529703		C1/C2	521839 + 522463	loader tractor
			C3/C3+/C3U		535336			
			MX 20C+ / MX25C+ AV 2010		502365			
			MX 20C+ / MX25C+ AP 2010		519903			
			MX30 C /30C+		309124			
			MX 20C /25C		308937			
			MX 20CU / 25CU		521049			
4th FUNCTION (MA or EURO) on loader		517557*		MA or EURO	529704	—		
			Mixed MA/ EURO	530057				
			Mixed MA / Fauchaux Blanc	530056				
Wiring loom if 4th function on implements		517559*		517559		—		
Bucket operation restrictor		—		—		—		

		Utility Loaders U09 (U6>U12) U6/U8/U10/U12		Utility U300 Series loaders (U304>U312)		Compact Loaders (MX 20c 25C 30C) (MX 20C+ 25C+ 30C+) (C1/C2/C3/C3+/C3U)		
Lifting / dumping safety		518813**		—		C3/ C3+ / C3U	534809	
						MX 20C+ / MX25C+	319719	
						MX30 C+	319715	
Fast Lock (hydraulic locking) 3fct	Implement Carrier MA	519353		529710		—		
	IMPLEMENT CARRIER EURO	519357		529721				
Implement carrier	Implement Carrier MA	507302		527741		MX 20/25 C	309125	
						MX30C	309126	
	Implement Carrier EURO	507315		527743		MX20C+ / 25C+	502350	
						MX30C+	502351	
	Implement carrier mixed MX - EURO	507332		507332		MX C3 /C3+	534808	
	Implement carrier mixed MX - FAU-CHEUX Blanc	507359		507359				
PCH		—		—		—		
ACS		—		—				
SCS		—		—				
Fitlock 2+ frame (pair)	loader type	U6	525877		U303	529125		
		U6 //	527037		U304	529127		
		U8 / U10	525878		U305	525877		
		U8 / U10 //	527039		U306	527037		
		U12			U307	525878		
					U308	527039		
					U309	525878		
					U310	527039		
					U312			

* See tractor side control

if tractor without electric pre-fitted 2 button handle, order ref 309669 ==>


**Provide control valve change in 2 DA (double acting)

Earth buckets



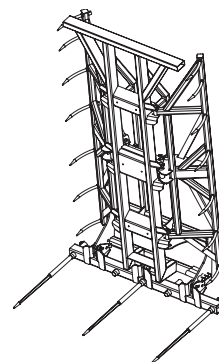
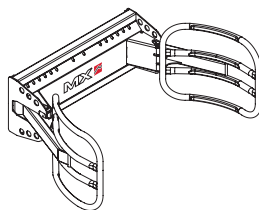
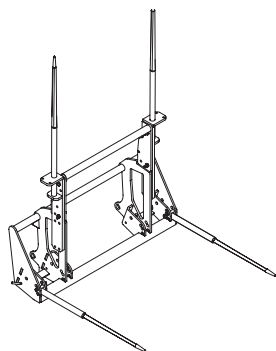
		BT				
		BT 130	BT 150	BT 180	BT 200	BT 225
Bolted counter-blade	Ref	535540	535541	535542	535543	535544
Bolted teeth	Ref	535545	535546	535547	535548	535549

Multipurpose buckets



		BMS >2012					BMS <2012					
		BMS 140	BMS 160	BMS 180	BMS 200	BMS 225	BMS 125	BMS 150	BMS 170	BMS 200	BMS 225	BMS 250
MACH 2 plug (NS face plate)	Ref	336039										
Side cover plate kit	Ref	522644					513364					


Manubal



		L40	L 500	L 6000	C 30	C 40	V 40	V 50	V 500	W 500	V 6000 / V 7000	V 60
Safety height extension L500		—	521170	—	—	—	—	—	—	—	—	—
Safety height extension L6000		—	—	521002	—	—	—	—	—	—	—	—
Additional tine (Usable length)	L 800	—	526952*	526952*	—	—	—	—	—	—	526952*	—
	L 1000	—	515597*	515597*	—	—	—	—	—	—	515597*	—
	L 1200	—	526953*	526953*	—	—	—	—	—	—	526953*	—
Power Control System		—	—	—	—	520477	—	—	—	—	—	—
Wrapped bale grab kit		—	—	—	—	—	514745		—	514745	—	514745
Lower tine kit (QT 2)		—	—	—	—	—	514744			—	—	—
Lower tine kit (QT 1)		—	—	—	—	—	—	516126	—	—	—	—
Bucket operation restrictor		—	—	—	—	—	—	—	—	—	—	—
Mach 2 plug (NS)		—	—	—	336039							
PIK-UP Master attach after serial No. L40 / 196358 15 34911 L500 / 195505 15 33411		539001	538999	—	—	—	—	—	—	—	—	—
PIK-UP EURO after serial No. L40 / 196136 15 344 11 L500 / 195521 15 334 11		539000		—	—	—	—	—	—	—	—	—

*Use same reference in QT 2 if 2 tine

Silage bucket (BD)





		Single and Double Door BD				
		BD 1202	BD 1402	BD 2002	BD 2402	BD 3102
Agitator kit		326714		336577		
Mobile deflectors (not compatible with agitators)		331216	330900	330902		
Root cutter (Front Right dumping)*	13 blade	511571				
	20 blade	511575				
Root cutter (Front Left dumping)*	13 blade	511571	511572			
	20 blade	511575	511576			
Additional rotary cutters (front right)*	13 blade	311687				
	20 blade	311688				
Additional rotary cutters (front left)*	13 blade	311687	502178			
	20 blade	311688	502179			

* only single door

Fruit loader



		Fruit loaders MX FR	Fruit loaders F303 / F304	
MACH 2000 (NS) 	Housing (loader side)	528388	528388	
	Base (tractor side)	528631	528631	
MACH 2 (NS) 	Case (loader side)	527895	527895	
	Plug (implement side)	336039	336039	
3rd FUNCTION		310732*	529703	
4th FUNCTION		310734*	MA or EURO	529704
			Mixed MA/EURO	530057
			Mixed MA / Fauchoux Blanc	530056
Wiring loom if 4th function on implement		311858	517559	
Bucket operation restrictor		—	—	
Lifting / dumping safety	loader type	513402**	—	
Fast Lock (hydraulic locking) 3fct	Implement Carrier MA	—	529710	
	IMPLEMENT CARRIER EURO		529721	
Implement carrier	Implement Carrier MA	500887	527741	
	Implement Carrier EURO	312096	527743	
	Implement carrier Mixed MA/EURO	—	507332	
	Implement carrier mixed MX - FAUCHEUX Blanc		507359	
PCH		310729	—	
ACS		—	—	
SCS		—	—	

* See tractor side control

If 1 button handle before 2003, order conversion kit ref 311859 ==>

If 2 button handle after 2003, order original disposition ref 309669 ==>

**Provide control valve change in 2 DA (double acting)

Introducing the "Non Drip" NS Flat Face Couplers for T400 series - U300 series - F300 series loaders





















To improve product performance and respect the environment all MX MACH Systems (MACH 2000 and MACH 2) will be delivered with NS type flat face couplers from April 2013.

The current ISO type couplers are not compatible with the new NS type couplers, hence for compatibility with MACH System before April 2013 a coupling modification kit will be required.

Please refer to the chart below for further information and send orders to MX SPARE PARTS.

Tel: +33 (0)2 99 62 28 87 - Fax: +33 (0)2 99 62 28 89 - Internet: www.m-x.eu.



















Apply standard spare parts general conditions of sale.

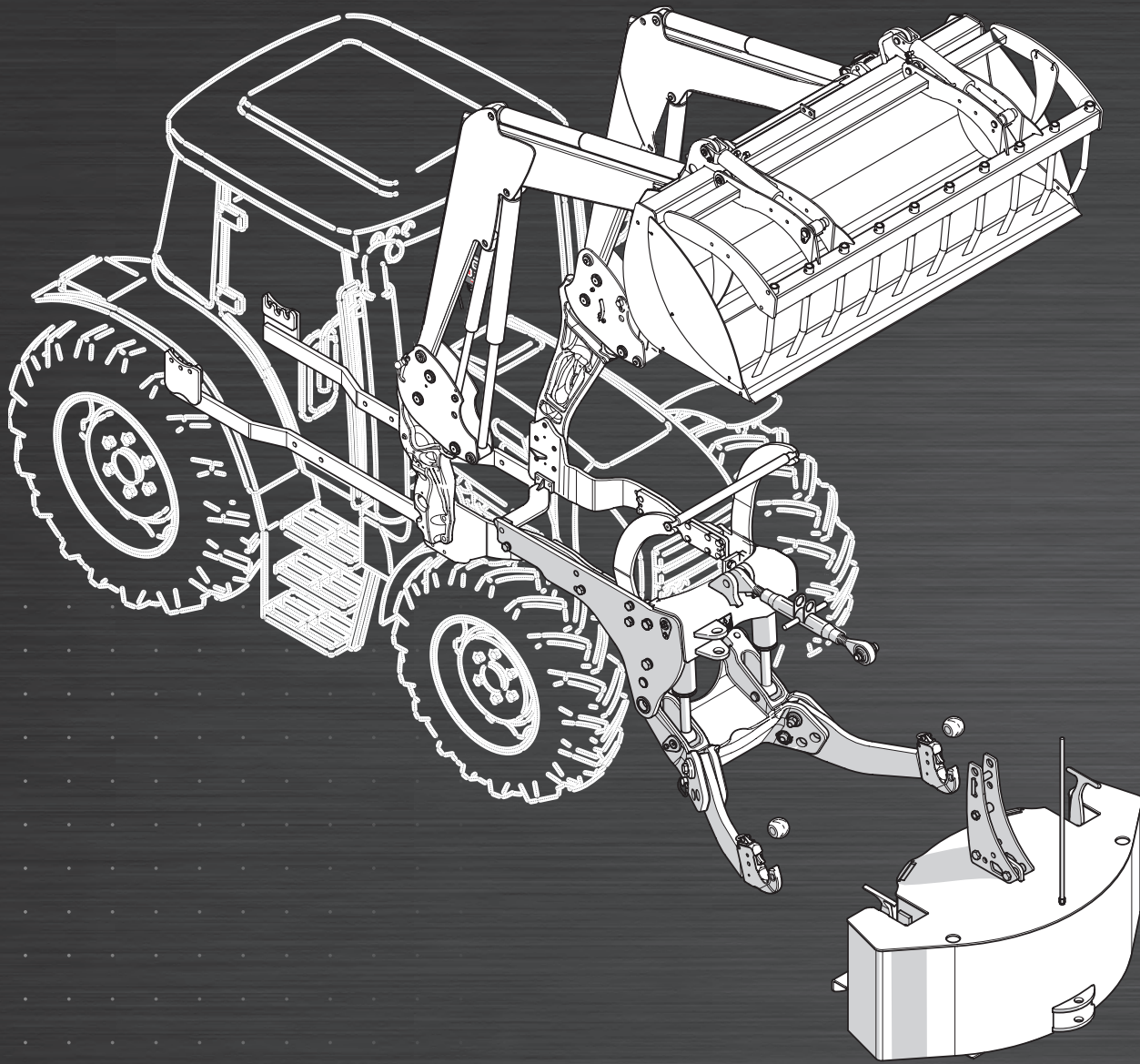
	ISO Couplers	NS Couplers	
			
	MACH System MX delivered <u>after April 2013</u>	For connection to MACH System MX delivered <u>before April 2013</u>	The NS coupler kit to be required after April 2013
On original valves	Female MACH 2000 (NS) 	Male MACH 2000 (ISO A) 	Kit 5 couplers reference: 527431 
	Male MACH 2000 (NS) 	Female MACH 2000 (ISO A) 	Kit 5 couplers reference: 527430 
On MX Propilot / Flexpilot / Techpilot control valves	Female MACH 2000 (NS) 	Distributeur (ISO A) 	Kit 5 couplers reference: 527432 
	Valve unit (NS) 	Female MACH 2000 (ISO A) 	Kit 5 couplers reference: 527430 
On loader to connect implement	Mach 2 (NS) socket 	Mach 2 (ISO A) plug 	Kit 2 couplers reference: 527605 
	Mach 2 (NS) plug 	Mach 2 (ISO A) socket 	Kit 2 couplers reference: 527606 

OPTIONS
(REFERENCES)

PAINT

10. PAINT

Reference	Name	Colour
528684	Technic Range (T410, U310, C3, Multimass, ...) Titanium grey	  (400ml)
530333	Technic Range (T410, U310, C3, Multimass, ...) Titanium grey	  (1L)
508727	Technic Range (T10, U10) Silver grey	  (400 ml)
522411	Technic Range (T10, U10) Silver grey	  (1L)
308232	Ranges: Compact +, Utility 09, Technic (MX100, etc.)	  (400 ml)
518356	Ranges: Compact +, Utility 09, Technic (MX100, etc.)	  (1L)
308233	Implements, front linkages, brackets, rams, crank connecting rods, PO frame (TECHNIC Range T series)	  (400 ml)
518357	Implements, front linkages, brackets, rams, crank connecting rods, PO frame (TECHNIC Range T series)	  (1L)
518358	RED range (40-85, etc.)	  (1L)



Everyday:

> **MX Services Online** www.m-x.eu

Tel. +33 (0)2 99 62 28 87
Fax +33 (0)2 99 62 28 89
e-mail: spares@m-x.eu

19, rue de Rennes
B.P. 83221
FR-35690 ACIGNÉ
Tel.: +33 (0)2 99 62 52 60
Fax: +33 (0)2 99 62 50 22
E-mail: contact@m-x.eu
Website: www.m-x.eu

